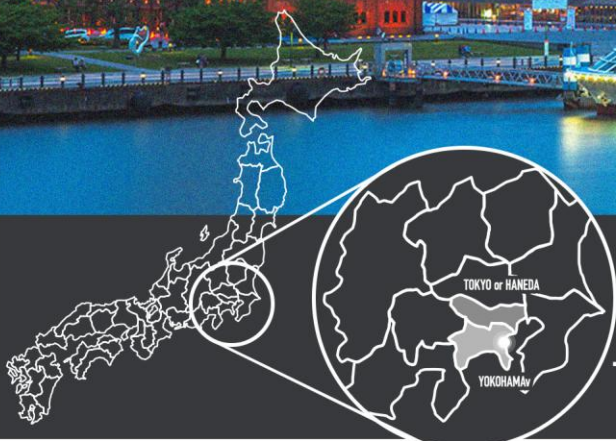


YOKOHAMA

HOTEL LIST





InterContinental Yokohama Pier 8

Situated on a pier surrounded by water on three sides, this resort-style hotel offers a stay where guests can feel close to the sea. The guest rooms and restaurants, designed to evoke a cruise ship experience, create the ambiance of a sea voyage. The property features two restaurants, including one with oceanfront dining and a bar, along with a fully-equipped gym and spa, completing the resort experience.

Room count	173 rooms
Access and travel time to the three cruise terminal	5 minutes by car from Osanbashi Yokohama International Passenger Terminal
	Direct access from Shinko Pier Cruise Terminal 17 minutes by car from Daikoku Pier Cruise Terminal
Nearest station and walking time	10 minutes on foot from Bashamichi Station, Minatomirai Line
	12 minutes on foot from Minatomirai Station, Minatomirai Line



THE KAHALA HOTEL & RESORT YOKOHAMA

The Kahala Hotel & Resort Yokohama is a world-class hotel where Hawaiian hospitality and refined aesthetics come together in the heart of Minato Mirai. Every room offers stunning views of Yokohama, while diverse dining options range from Italian to Japanese cuisine. With a fully equipped spa and gym, the hotel provides an elegant and unforgettable stay.

Room count	146 rooms
Access and travel time to the three cruise terminal	10 minutes by car from Osanbashi Yokohama International Passenger Terminal
	5 minutes by car from Shinko Pier Cruise Terminal
	15 minutes by car from Daikoku Pier Cruise Terminal
Nearest station and walking time	8 minutes on foot from Shin-Takashima and Minatomirai Stations, Minatomirai Line



Hilton Yokohama

Hilton's first hotel in Yokohama.

Located on the waterfront of Minato Mirai and adjacent to K-Arena Yokohama, the hotel offers excellent accessibility for both leisure and business travelers. The interior is inspired by themes of Yokohama's local charm, ocean voyages, and music, and features three unique restaurants and bars, an Executive Lounge, and a fitness gym.

Room count	339 rooms
Access and travel time to the three cruise terminal	13 minutes by car from Osanbashi Yokohama International Passenger Terminal
	9 minutes by car from Shinko Pier Cruise Terminal
	18 minutes by car from Daikoku Pier Cruise Terminal
Nearest station and walking time	5 minutes on foot from Shin-Takashima Station, Minatomirai Line 11 minutes on foot from Yokohama Station

The Westin Yokohama

The Westin Yokohama is a luxury lifestyle hotel that stands out in the Minato Mirai area. Offering spacious guest rooms of 42 square meters or more, it provides a relaxing stay. Four restaurants and bars serve dishes made with fresh ingredients from Yokohama and the surrounding region. With a well-equipped spa and extensive facilities, the hotel ensures a wellbeing-focused experience.

Room count 373 rooms

Access and travel time to the three cruise terminal 10 minutes by car from Osanbashi Yokohama International Passenger Terminal

5 minutes by car from Shinko Pier Cruise Terminal

20 minutes by car from Daikoku Pier Cruise Terminal

Nearest station and walking time 6 minutes on foot from Minatomirai Station, Minatomirai Line



HYATT REGENCY YOKOHAMA

The Hyatt Regency Yokohama is a luxury hotel located in Yamashita-cho, an area rich in history and exotic charm. All 315 guest rooms, including 18 suites, offer a spacious layout of 37 square meters or more. Combining Japanese traditional beauty with Western design, the hotel creates a refined and stylish atmosphere. The main dining restaurant serves creative Italian cuisine infused with French techniques.

Room count 315 rooms

Access and travel time to the three cruise terminal 10 minutes on foot from Osanbashi Yokohama International Passenger Terminal

10 minutes by car from Shinko Pier Cruise Terminal

20 minutes by car from Daikoku Pier Cruise Terminal

Nearest station and walking time 3 minutes on foot from Nihon-Odori Station, Minatomirai Line



InterContinental Yokohama Grand

With an exterior inspired by a wind-filled yacht sail, this iconic hotel stands as a symbol of Yokohama. The 31-story building houses eight restaurants and bars, complemented by a spa and a comprehensive fitness club. From numerous vantage points throughout the property, guests can enjoy sweeping views of Yokohama's waterfront and the modern cityscape of Minatomirai.


Room count 594 rooms

Access and travel time to the three cruise terminal 6 minutes by car from Osanbashi Yokohama International Passenger Terminal

10 minutes on foot from Shinko Pier Cruise Terminal

18 minutes by car from Daikoku Pier Cruise Terminal

Nearest station and walking time 5 minutes on foot from Minatomirai Station, Minatomirai Line
12 minutes on foot from Sakuragi-cho Station, JR Line



Yokohama Bay Sheraton Hotel & Towers

Just a short walk from Yokohama Station, this hotel is a convenient base for both shopping and sightseeing. The interior has a calm and refined atmosphere, as you would expect from a luxury hotel. Facilities are well equipped, including 9 restaurants, a bar, a pastry shop, a spa, and a fitness center. For added comfort, the showers in guest rooms use highly purified water, with a quality comparable to mineral water.

Room count	348 rooms
Access and travel time to the three cruise terminal	10 minutes by car from Osanbashi Yokohama International Passenger Terminal
	10 minutes by car from Shinko Pier Cruise Terminal
	10 minutes by car from Daikoku Pier Cruise Terminal
Nearest station and walking time	1 minute on foot from Yokohama Station

THE GATE HOTEL YOKOHAMA by HULIC

Opened in February 2025, this hotel is located right in front of Yamashita Park and offers a unique atmosphere infused with the exotic charm of Yokohama. From the 12th-floor bar lounge and the rooftop terrace, exclusively available to guests, breathtaking, ever-changing views of Yokohama unfold - including the illuminated port and sparkling nightscape. The grill dining is also a highlight, featuring fresh, locally sourced ingredients.

Room count	111 rooms
Access and travel time to the three cruise terminal	3 minutes by car from Osanbashi Yokohama International Passenger Terminal
	5 minutes by car from Shinko Pier Cruise Terminal
	12 minutes by car from Daikoku Pier Cruise Terminal
Nearest station and walking time	4 minutes on foot from Motomachi-Chukagai Station, Minatomirai Line

HOTEL NEW GRAND

Opened in 1927, this is Yokohama's only classic hotel. The main building is designated as a Yokohama City Certified Historical Building and a Heritage of Industrial Modernization. The hotel helped shape Western-style cuisine in Japan, creating dishes like the "Seafood Doria" and "Spaghetti Napolitan," which are still served with their original flavors at The Cafe on the first floor of the main building.

Room count	230 rooms
Access and travel time to the three cruise terminal	3 minutes by car from Osanbashi Yokohama International Passenger Terminal
	5 minutes by car from Shinko Pier Cruise Terminal
	12 minutes by car from Daikoku Pier Cruise Terminal
Nearest station and walking time	1 minute on foot from Motomachi-Chukagai Station, Minatomirai Line





Mitsui Garden Hotel Yokohama Minatomirai PREMIER

Boasting open views from its 20-story height, the hotel features amenities including a sky pool, terrace, and fitness center. The spacious guest rooms average 30 square meters; options include microwave- and washing machine-equipped accommodations and rooms with permanent triple beds. The hotel's signature breakfast features French toast freshly prepared before guests' eyes.

Room count	364 rooms
Access and travel time to the three cruise terminal	9 minutes by car from Osanbashi Yokohama International Passenger Terminal
	5 minutes by car from Shinko Pier Cruise Terminal
	13 minutes by car from Daikoku Pier Cruise Terminal
Nearest station and walking time	5 minutes on foot from Minatomirai Station, Minatomirai Line



THE YOKOHAMA BAY HOTEL TOKYU

Connected to Minatomirai Station and adjacent to a shopping mall, this conveniently located hotel offers spacious rooms starting from 38 square meters. Select rooms feature balconies with spectacular Yokohama views. The property boasts Japanese, Western, and Chinese restaurants, plus a lounge and bar. Facilities include two swimming pools and an aesthetic and spa service.


Room count	480 rooms
Access and travel time to the three cruise terminal	10 minutes by car from Osanbashi Yokohama International Passenger Terminal
	5 minutes by car from Shinko Pier Cruise Terminal
	20 minutes by car from Daikoku Pier Cruise Terminal
Nearest station and walking time	1 minute on foot from Minatomirai Station, Minatomirai Line



Shin Yokohama Prince Hotel

The Shin-Yokohama Prince Hotel is an iconic landmark with its ultra-high-rise cylindrical structure, standing approximately 150 meters tall with 42 floors. It offers unobstructed panoramic views, so guests can take in sights including the Yokohama Bay area, the entire city, Mount Fuji on clear days, and the Tokyo metropolitan area from guest rooms, restaurants, and the top-floor bar lounge.

Room count	875 rooms
Access and travel time to the three cruise terminal	25 minutes by car from Osanbashi Yokohama International Passenger Terminal
	25 minutes by car from Shinko Pier Cruise Terminal
	20 minutes by car from Daikoku Pier Cruise Terminal
Nearest station and walking time	2 minutes on foot from Shin-Yokohama Station



Rose Hotel Yokohama

Located in Yokohama Chinatown, this hotel features guest rooms with stylish interiors. Dining options include the renowned Chinese restaurant Jukei Hanten Shinkan and teppanyaki. In summer, guests can enjoy a resort-like experience at the rooftop pool. A convenient bus service to Haneda Airport is available directly in front of the hotel.

Room count	184 rooms
Access and travel time to the three cruise terminal	8 minutes by car from Osanbashi Yokohama International Passenger Terminal
	9 minutes by car from Shinko Pier Cruise Terminal
	14 minutes by car from Daikoku Pier Cruise Terminal
Nearest station and walking time	2 minutes on foot from Motomachi-Chukagai Station, Minatomirai Line



The SOTETSU HOTELS THE SPLAISIR YOKOHAMA

This hotel opened in June 2024 and connects directly to Yokohama Station via a pedestrian deck. "Splaisir" means "pleasure" in French, addressing guests' diverse needs. All rooms feature separate-type bathrooms, and some are equipped with kitchens and washing machines for extended stays. The property offers both Japanese dining and a sushi restaurant.

Room count	221 rooms
Access and travel time to the three cruise terminal	15 minutes by car from Osanbashi Yokohama International Passenger Terminal
	10 minutes on foot from Shinko Pier Cruise Terminal
	15 minutes by car from Daikoku Pier Cruise Terminal
Nearest station and walking time	3 minutes on foot from Yokohama Station



Citadines Harbour Front Yokohama

Of the 242 rooms at Citadines Harborfront Yokohama, approximately half come equipped with kitchens and washer-dryers. Guests have access to various amenities, including meeting rooms, a fitness center, and a residents' lounge, plus a terrace where they can enjoy the refreshing sea breeze. These features create a home-like atmosphere for extended stays. The property is also pet-friendly.

Room count	242 rooms
Access and travel time to the three cruise terminal	9 minutes on foot from Osanbashi Yokohama International Passenger Terminal
	8 minutes by car foot from Shinko Pier Cruise Terminal
	11 minutes by car on foot from Daikoku Pier Cruise Terminal
Nearest station and walking time	Direct access from Nihon-Odori Station, Minatomirai Line



Yokohama Tokyu REI Hotel

This is a lifestyle hotel built around the concept of "WARP," seamlessly connecting stimulation and relaxation. The guest rooms feature calming color schemes designed to soothe fatigue. The hotel offers a satisfying buffet breakfast where guests can choose from three main dishes. It also provides a coworking space that's open to non-guests.

Room count 234 rooms

Access and travel time to the three cruise terminal 10 minutes by car from Osanbashi Yokohama International Passenger Terminal

7 minutes by car from Shinko Pier Cruise Terminal

17 minutes by car from Daikoku Pier Cruise Terminal

Nearest station and walking time

2 minutes on foot from Shin-Takashima Station, Minatomirai Line
10 minutes on foot from Minatomirai Station, Minatomirai Line and Yokohama Station



HOTEL COMENTO YOKOHAMA KANNAI

This hotel opened in April 2024 and sits within walking distance of Yokohama Stadium and Chinatown, adjacent to the Yokohama BUNTAI arena complex. The property features 116 rooms across 11 different configurations, including single rooms, bunk-bed twins, and duplex maisonnettes. Hotel guests enjoy exclusive access to communal bathing facilities complete with sauna and cold plunge pool.

Room count 116 rooms


Access and travel time to the three cruise terminal 10 minutes by car from Osanbashi Yokohama International Passenger Terminal

10 minutes by car from Shinko Pier Cruise Terminal

10 minutes by car from Daikoku Pier Cruise Terminal

Nearest station and walking time

5 minutes on foot from Kannai Station, JR Line
4 minutes on foot from Isezakichojamachi Station, Yokohama Municipal Subway



Hotel Associa Shin-Yokohama

Ideally located above JR Shin-Yokohama Station, the hotel offers direct Shinkansen access to Tokyo, Yokohama, Nagoya, and Osaka. Despite its central setting, it provides a quiet, comfortable stay with dining and shopping just steps away inside the station complex.

Room count 203 rooms

Access and travel time to the three cruise terminal 25 minutes by car from Osanbashi Yokohama International Passenger Terminal

23 minutes by car from Shinko Pier Cruise Terminal

21 minutes by car from Daikoku Pier Cruise Terminal

Nearest station and walking time

Directly above the JR Tokaido Shinkansen Shin-Yokohama Station (1 minute on foot from JR Shin-Yokohama Station ticket gate)

